

GENERAL NOTES

1. ALL DRAIN PIPING SHALL SLOPE CONTINUOUSLY A MINIMUM OF 1/8" PER FOOT, UNLESS OTHERWISE NOTED.
2. ALL 2" PIPE SHALL HAVE AT LEAST 3'-0" MINIMUM COVER AND CONTRACTOR SHALL ESTABLISH ELEVATION.
3. ALL STUD-UP FLANGE CONNECTIONS SHALL BE 1'-0" ABOVE FINISH GRADE AND/OR FINISH SLAB UNLESS NOTED OTHERWISE.
4. CONTRACTOR SHALL VERIFY ALL FOUNDATIONS, EQUIPMENT PADS AND FOOTINGS AGAINST PIPING STUB-UPS PRIOR TO INSTALLATION OF PIPING.
5. ALL CARBON STEEL PIPING BELOW GRADE SHALL BE COATED AND WRAPPED USING TEK-RAP H.T. COATING, INNER LAYER TEK-RAP 250 H.T. 20 MILS. THICK AND OUTER LAYER TEK-RAP 255 H.T. 30 MILS. THICK, COATING TO EXTEND A MINIMUM OF 6" ABOVE GRADE.
6. ALL BELL-UPS SHALL BE 0'-6" ABOVE FINISH GRADE OR FINISH SLAB. ALL BELL-UPS WILL BE IDENTIFIED ON DRAWINGS BY "BU", OTHERWISE STUB-UP CONNECTION SHALL BE CONSIDERED AS A FLANGE CONNECTION. ALL BELL-UPS WILL TERMINATE WITH A REDUCER AS REQUIRED.
7. BELOW GRADE CARBON STEEL PIPING SHALL BE ELECTRICALLY ISOLATED FROM ABOVE GRADE STEEL PIPING AT FIRST ABOVE GROUND PAIR OF FLANGES USING A FLANGE ISOLATION KIT.

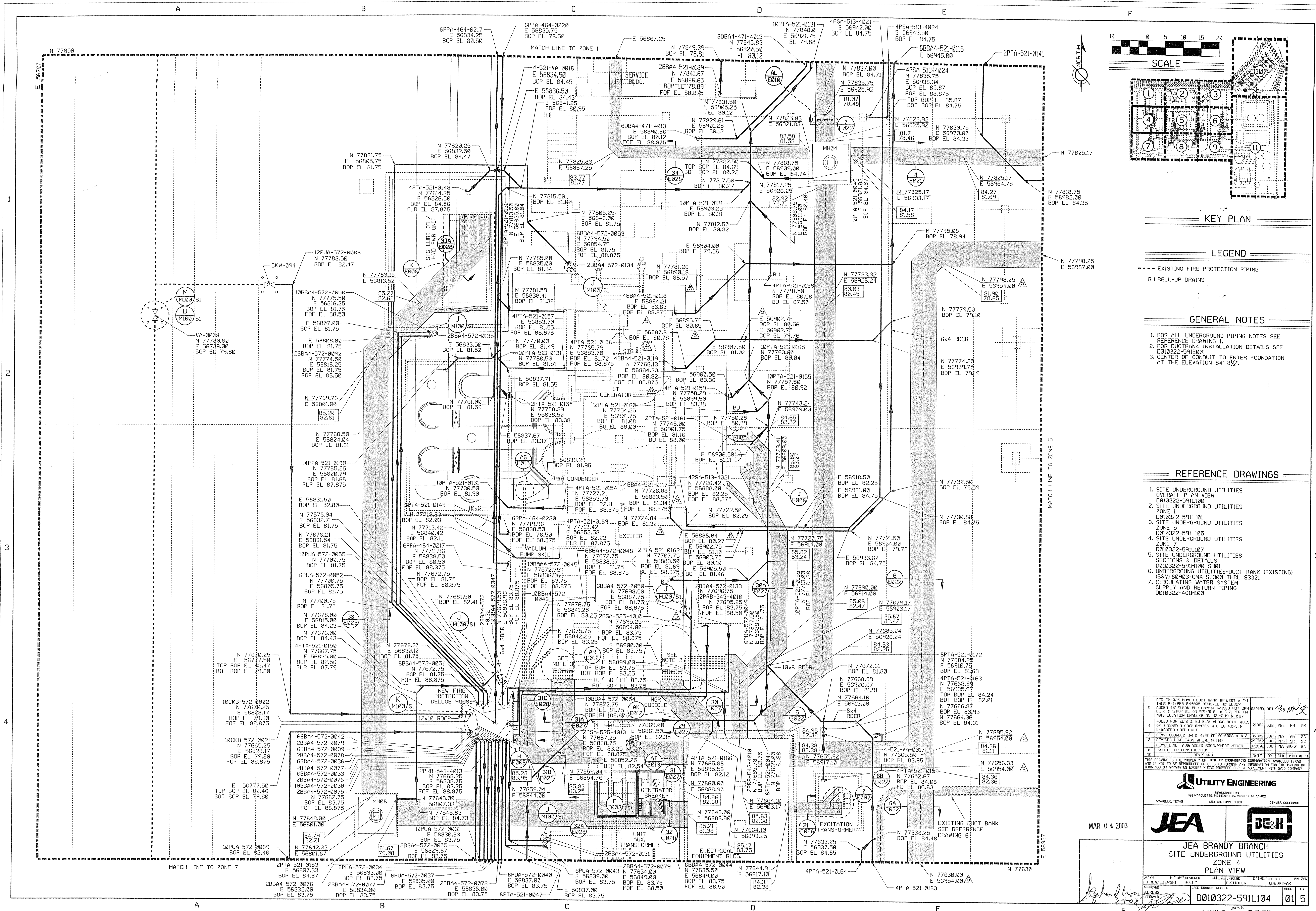
REFERENCE DRAWINGS

1. SITE UNDERGROUND UTILITIES
ZONE 1
D010322-591L101
2. SITE UNDERGROUND UTILITIES
ZONE 2
D010322-591L102
3. SITE UNDERGROUND UTILITIES
ZONE 3
D010322-591L103
4. SITE UNDERGROUND UTILITIES
ZONE 4
D010322-591L104
5. SITE UNDERGROUND UTILITIES
ZONE 5
D010322-591L105
6. SITE UNDERGROUND UTILITIES
ZONE 6
D010322-591L106
7. SITE UNDERGROUND UTILITIES
ZONE 7
D010322-591L107
8. SITE UNDERGROUND UTILITIES
ZONE 8
D010322-591L108
9. SITE UNDERGROUND UTILITIES
ZONE 9
D010322-591L109
10. SITE UNDERGROUND UTILITIES
ZONE 10
D010322-591L110
11. SITE UNDERGROUND UTILITIES
ZONE 11
D010322-591L111
12. 2x1 COMBINED CYCLE
GENERAL ARRANGEMENT - LAYOUT
D010322-100L100



AUG 27 2002

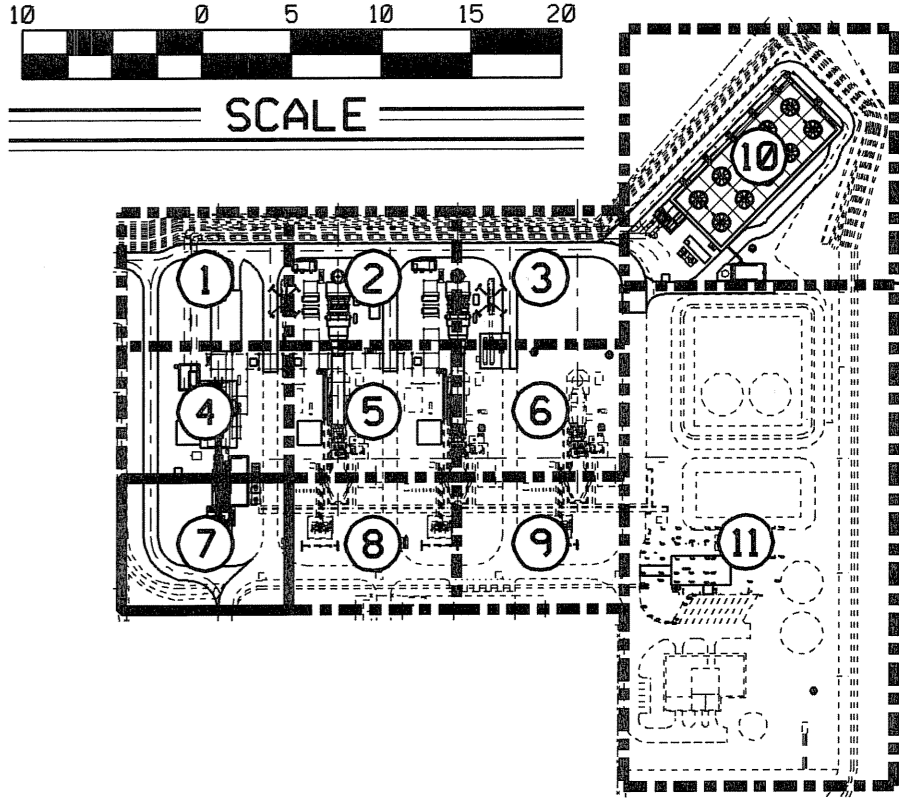
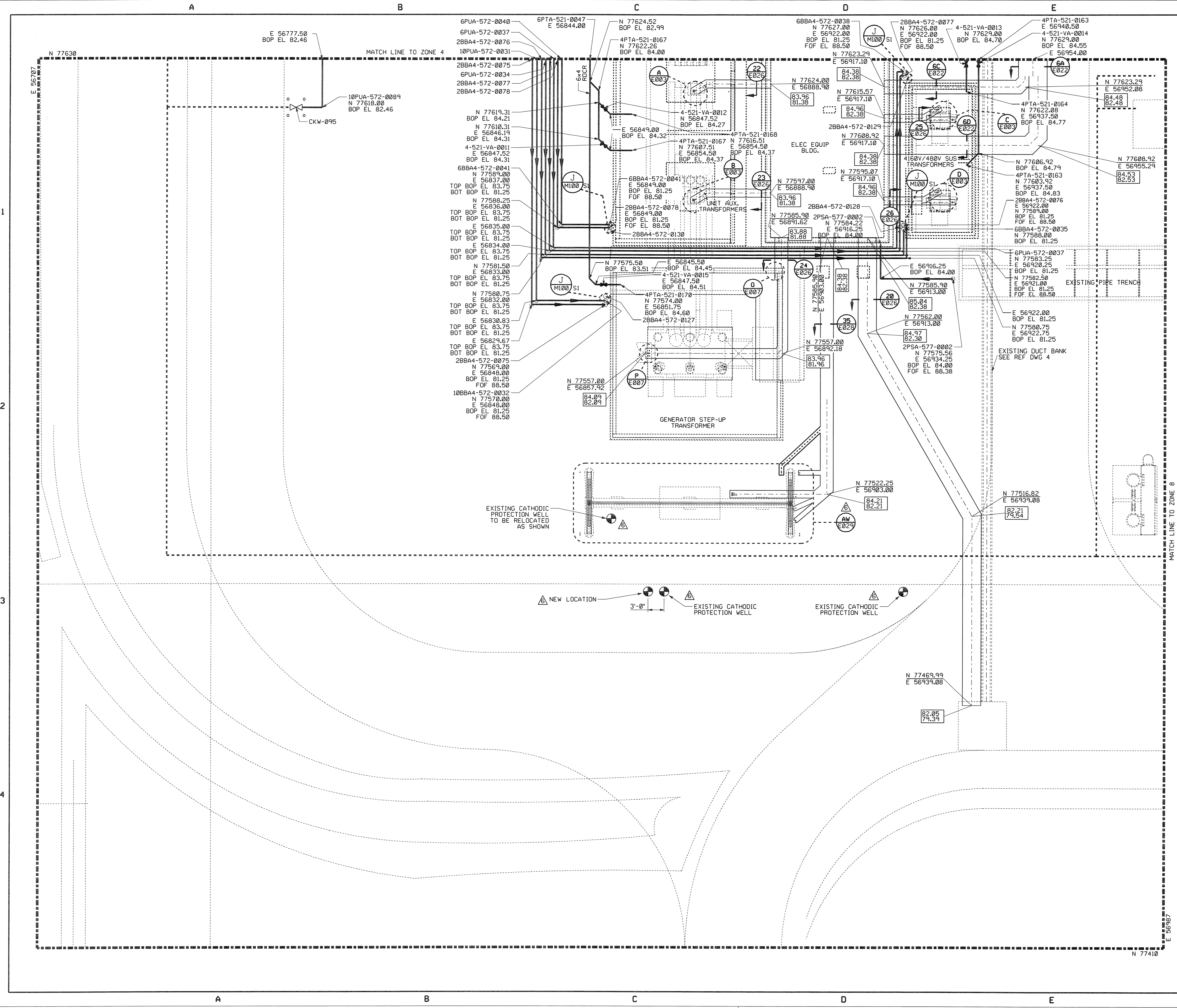
0 ISSUED FOR CONSTRUCTION		DATE	BY	CHK	DSN	APP
THIS DRAWING IS THE PROPERTY OF UTILITY ENGINEERING CORPORATION AMARILLO, TEXAS AND IS NOT TO BE REPRODUCED OR USED TO FURNISH ANY INFORMATION FOR THE MAKING OF DRAWINGS OR APPARATUS EXCEPT WHERE PROVIDED FOR BY AGREEMENT WITH SAID COMPANY.						
HEADQUARTERS 181 MARQUETTE, MINNEAPOLIS, MINNESOTA 55402 AMARILLO, TEXAS ORTON, CONNECTICUT DENVER, COLORADO						
JEA BRANDY BRANCH SITE UNDERGROUND UTILITIES OVERALL PLAN VIEW						
DESIGNED	8/21/02	CHECKED	8-23-02	CHECKED		
DRAWN	08/21/02	BY	08/21/02	BY		
PROJECT	D010322-591L100			SHEET REV		
D010322-591L100				01 0		

8/20/02 PM JER:zjb 08/22/2002
pt:JE410322-techeer-vtdgn591L1001.dgn



MAR 04 2003

			
<p align="center"> JEA BRANDY BRANCH SITE UNDERGROUND UTILITIES ZONE 4 PLAN VIEW </p>			
DRAWN J. B. JONES	DESIGNED J. B. JONES	CHECKED J. B. JONES	DATE 11/11/04
APPROVED S. CROSS	LOCAL DRAWING NUMBER 0010322-591L104	SHEET 01	REV 5



KEY PLAN

LEGEND

--- EXISTING FIRE PROTECTION PIPING

GENERAL NOTES

1. FOR ALL UNDERGROUND PIPING NOTES SEE REFERENCE DRAWING 1.
2. FOR DUCTBANK INSTALLATION DETAILS SEE D010322-591E001

REFERENCE DRAWINGS

1. SITE UNDERGROUND UTILITIES OVERALL PLAN VIEW D010322-591L100
2. SITE UNDERGROUND UTILITIES ZONE 4 D010322-591L104
3. SITE UNDERGROUND UTILITIES ZONE 8 D010322-591L108
4. UNDERGROUND UTILITIES-DUCT BANK (EXISTING) (B&V) 60903-CMA-S3300 THRU S3321

6	FINAL ISSUE PER FM *B4, 10% END COMMENTS	122904 JJB	122	MDA	SC
5	DUCT BANK MOVED 10' WEST PER FM* 825	022103 RET	PES	NN	SC
4	ADDED FOR EL'S @ C-1, C-2, D-1& D-2	021303 JJB	PES	NN	SC
3	ADDED DRAIN 30"	122102 TKO	PES	BR/OT	SC
2	REV'D LINE TAGS, WHERE NOTED	091202 JJB	PES	SR	SC
1	REV'D LINE TAGS, WHERE NOTED	091202 JJB	PES	BR/OT	SC
0	ISSUED FOR CONSTRUCTION	091202 JJB	PES	BR/OT	SC
REVISIONS					
NO	REVISIONS	DATE	BY	CHK	DSN/APP
THIS DRAWING IS THE PROPERTY OF UTILITY ENGINEERING CORPORATION, AMARILLO, TEXAS AND IS NOT TO BE REPRODUCED OR USED TO FURNISH ANY INFORMATION FOR THE MAKING OF DRAWINGS OR APPARATUS EXCEPT WHERE PROVIDED FOR BY AGREEMENT WITH SAID COMPANY					
UTILITY ENGINEERING					
HEADQUARTERS 181 MARQUETTE, MINNEAPOLIS, MINNESOTA 55482 AMARILLO, TEXAS GROTON, CONNECTICUT DENVER, COLORADO					
JEA DE&H					
JEA BRANDY BRANCH SITE UNDERGROUND UTILITIES ZONE 7 PLAN VIEW					
DRAWN	021200	DESIGNED	041102	CHECKED	041202
JJB/AZE/JEWSKI	ROLLY	JST/IDGER	BLD/MORSHAW		
APPROVED					
SCROSS					
0010322-591L107					
01					
6					

11/7/03

